

ECS4620 Series

L3 Gigabit Ethernet Stackable Switch



Product Overview

The Edgecore ECS4620 Series is a family of high-performance Gigabit Ethernet Layer 3 switches featuring 28 or 52 ports; with 24 /48 10/100/1000BASE-T ports, 2 10G SFP+ ports, and one 10G dual port expansion slot. The switches are ideal for high-performance server aggregations, such as enterprise data centers, where they can connect high-end or network-attached files servers over fiber ports. They can also be deployed as a backbone upgrade, or to provide Gigabit-to-the-desktop for power users. These switches are packed with features and are a cost-effective solution that bring continuous availability, enhanced security, and advanced QoS to the network edge, while maintaining simplicity of management.

Key Features and Benefits

Performance and Scalability

The ECS4620 Series includes high-performance Gigabit Ethernet Layer 3 managed switches with 128/176 Gbps switching capacity. The switches deliver wire-speed switching performance on all Gigabit ports, taking full advantage of existing high-performance PCs by significantly improving the responsiveness of applications and file transfer times.

Continuous Availability

The IEEE 802.1w Rapid Spanning Tree Protocol provides a loop-free network and redundant links to the core network with rapid convergence, ensuring a faster recovery from failed links and enhancing overall network stability and reliability.

The IEEE 802.1s Multiple Spanning Tree Protocol runs STP per VLAN base, providing Layer 2 load sharing on redundant links for up to 32 instances.

The ECS4620 Series supports IEEE 802.3ad Link Aggregation Control Protocol (LACP). It increases bandwidth by automatically aggregating several physical links together as a logical trunk and offers load balancing and fault tolerance for uplink connections.

The ECS4620 Series supports G.8032 Ethernet Ring Protection Switching, with the ability for the network to detect and recover from incidents without impacting users, meeting the most demanding quality and availability requirements. Rapid recovery time when problems do occur is as low as 50 msec.

Comprehensive QoS

The ECS4620 Series offers advanced QoS for marking, classification, and scheduling to deliver best-in-class performance for data, voice, and video traffic at wire speed. Eight egress queues per port enable differentiated management of up to eight traffic types through the switch.

Traffic is prioritized according to 802.1p and DSCP to provide optimal performance for real-time applications. Weighted Round Robin (WRR) and strict priority ensure differential prioritization of packet flows and avoid congestion of ingress and egress queues.

Asymmetric bidirectional rate-limiting, per port or per traffic class, preserves network bandwidth and allows maximum control of network resources.

The ECS4620 Series supports Three Color Marker and Policing Single rate: Committed Information Rate (CIR) Two rate: CIR + Peak Information Rate (PIR) Traffic Policing: Which drop or remark the priority tags of packets when they exceed burst size.

Enhanced Security

Port Security limits the total number of devices using a switch port and protects against MAC flooding attacks.

IEEE 802.1X port-based or MAC-based access control ensures all users are authorized before being granted access to the network. When a user is authenticated, the VLAN, QoS, and security policy are automatically applied to the port where the user is connected, otherwise the port is grouped in a guest VLAN with limited access.

DHCP snooping allows a switch to protect a network from rogue DHCP servers to offer invalid IP address.

IP Source Guard prevents people from using IP addresses that were not assigned to them.

Access Control Lists (ACLs) can be used to restrict access to sensitive network resources by denying packets based on source and destination MAC addresses, IP addresses, or TCP/UDP ports. ACLs are hardware supported, so switching performance is not compromised.

Secure Shell and Secure Sockets Layer (SSL/HTTPS) encrypt Telnet and web access to the switch, providing secure network management.

Private VLANs (traffic segmentation per port) isolates edge ports to ensure user privacy.

DAI (Dynamic ARP Inspection) is a security feature that validates Address Resolution Protocol (ARP) packets in a network. DAI allows a network administrator to intercept, log, and discard ARP packets with invalid MAC-to-IP address bindings.

Simple Management

An industry-standard command-line interface (CLI), accessed through the console port or Telnet, provides a familiar user interface and command set for users to manage the switch.

Layer 3 Features IPv4 Static Route

The ECS4620 Series supports hardware-based IPv4 routing for maximum performance.




Routing protocols, such as RIP v1/v2, and static routes are supported.

* IPv6 Ready Logo for ECS4620-28F under certification process

ECS4620 Series Product Specifications

www.edge-core.com




Key Features and Benefits

| Product Model | | ECS4620-28T | ECS4620-28P | ECS4620-28F |
|---------------|--|---|---|---|
| Product Image | |  |  |  |
| Port | RJ-45 10/100/1000 Ports | 24 | 24 | 0 |
| | 100/1000 SFP Ports | 0 | 0 | 22 |
| | 10/100/1000 Combom Ports | 0 | 0 | 2 |
| | SFP+ 10 Gigabit Uplink Ports | 2 | 2 | 2 |
| | 10G SFP+ Expansion Module Slots | 1 | 1 | 1 |
| | RJ-45 Console Port | Yes | Yes | Yes |
| Performance | Switching Capacity | 128 Gbps | 128 Gbps | 128 Gbps |
| | Forwarding Rate | 95.23 Mpps | 95.23 Mpps | 95.23 Mpps |
| | Flash Memory | 128 MB | 128 MB | 128 MB |
| | DRAM | 256 MB | 256 MB | 256 MB |
| | MAC Address Table | 16 K | 16 K | 16 K |
| | Jumbo Frames | 10 K | 10 K | 10 K |
| | Auto-negotiation, Auto-MDI/MDIX | Yes | Yes | Yes |
| PoE | Support on all Gigabit ports based on IEEE 802.3af | No | Yes | No |
| | PoE+ based on IEEE 802.3at | No | Yes | No |
| | Auto disable after exceeding power budget | No | Yes | No |
| | Dynamic Power Allocation | No | Yes | No |
| | PoE Power Budget | No | 410 W | No |
| Mechanical | Rack Space | 19" | 19" | 19" |
| | Dimension (W x D x H) cm | 44 x 31.5 x 4.4 | 44 x 31.5 x 4.4 | 44 x 31.5 x 4.4 |
| | Weight | 3.7 kg | 4.5 kg | 3.8 kg |
| Power Supply | 100-240 VAC, 50-60 Hz | Yes | Yes | Yes |
| | Max System Power Consumption (Watts) | 35 W | 49 W | 42 W |
| Environmental | Operating Temperature | 0 ~ 45°C | 0 ~ 45°C | 0 ~ 45°C |
| | Storage Temperature | -40 ~ 70°C | -40 ~ 70°C | -40 ~ 70°C |
| | Operating Humidity (non-condensing) | 10% to 90% | 10% to 90% | 10% to 90% |
| | Storage Humidity (non-condensing) | 10% to 90% | 10% to 90% | 10% to 90% |
| | Environmental Regulation Compliance: WEEE | Yes | Yes | Yes |
| | Environmental Regulation Compliance: RoHS | Yes | Yes | Yes |
| Certification | FCC Class A | Yes | Yes | Yes |
| | CE | Yes | Yes | Yes |
| | Safety Compliance: CB | Yes | Yes | Yes |
| | Safety Compliance: UL | Yes | Yes | Yes |

ECS4620 Series Product Specifications

www.edge-core.com



Features

| Product Model | | ECS4620-52T | ECS4620-52P | ECS4620-28F-2AC |
|----------------------|--|---|---|---|
| Product Image | |  |  |  |
| Port | RJ-45 10/100/1000 Ports | 48 | 48 | 0 |
| | 100/1000 SFP Ports | 0 | 0 | 22 |
| | 10/100/1000 Combom Ports | 0 | 0 | 2 |
| | SFP+ 10 Gigabit Uplink Ports | 2 | 2 | 2 |
| | 10G SFP+ Expansion Module Slots | 1 | 1 | 1 |
| | RJ-45 Console Port | Yes | Yes | Yes |
| Performance | Switching Capacity | 176 Gbps | 176 Gbps | 128 Gbps |
| | Forwarding Rate | 130.94Mpps | 130.94Mpps | 95.23 Mpps |
| | Flash Memory | 128 MB | 128 MB | 128 MB |
| | DRAM | 256 MB | 256 MB | 256 MB |
| | MAC Address Table | 16 K | 16 K | 16 K |
| | Jumbo Frames | 10 K | 10 K | 10 K |
| | Auto-negotiation, Auto-MDI/MDIX | Yes | Yes | Yes |
| PoE | Support on all Gigabit ports based on IEEE 802.3af | No | Yes | No |
| | PoE+ based on IEEE 802.3at | No | Yes | No |
| | Auto disable after exceeding power budget | No | Yes | No |
| | Dynamic Power Allocation | No | Yes | No |
| | PoE Power Budget | No | 780 W | No |
| Mechanical | Rack Space | 19" | 19" | 19" |
| | Dimension (W x D x H) cm | 44 x 39.1 x 4.4 | 44 x 39.1 x 4.4 | 44 x 31.5 x 4.4 |
| | Weight | 5.4 kg | 6.5 kg | 3.8 kg |
| Power Supply | 100-240 VAC, 50-60 Hz | Yes | Yes | * Dual AC PSU |
| | Max System Power Consumption (Watts) | 55 W | 65 W | 42 W |
| Environmental | Operating Temperature | 0 ~ 45°C | 0 ~ 45°C | 0 ~ 45°C |
| | Storage Temperature | -40 ~ 70°C | -40 ~ 70°C | -40 ~ 70°C |
| | Operating Humidity (non-condensing) | 10% to 90% | 10% to 90% | 10% to 90% |
| | Storage Humidity (non-condensing) | 10% to 90% | 10% to 90% | 10% to 90% |
| | Environmental Regulation Compliance: WEEE | Yes | Yes | Yes |
| | Environmental Regulation Compliance: RoHS | Yes | Yes | Yes |
| Certification | FCC Class A | Yes | Yes | Yes |
| | CE | Yes | Yes | Yes |
| | Safety Compliance: CB | Yes | Yes | Yes |
| | Safety Compliance: UL | Yes | Yes | Yes |

ECS4620 Series Product Specifications

www.edge-core.com

Features

| Product Model | | ECS4620-28T-DC | ECS4620-28F-DC |
|---------------|--|--|---|
| Product Image | |  |  |
| Port | RJ-45 10/100/1000 Ports | 24 | 0 |
| | 100/1000 SFP Ports | 0 | 22 |
| | 10/100/1000 Combom Ports | 0 | 2 |
| | SFP+ 10 Gigabit Uplink Ports | 2 | 2 |
| | 10G SFP+ Expansion Module Slots | 1 | 1 |
| | RJ-45 Console Port | Yes | Yes |
| Performance | Switching Capacity | 128 Gbps | 128 Gbps |
| | Forwarding Rate | 95.23 Mpps | 95.23 Mpps |
| | Flash Memory | 128 MB | 128 MB |
| | DRAM | 256 MB | 256 MB |
| | MAC Address Table | 16 K | 16 K |
| | Jumbo Frames | 10 K | 10 K |
| | Auto-negotiation, Auto-MDI/MDIX | Yes | Yes |
| PoE | Support on all Gigabit ports based on IEEE 802.3af | No | No |
| | PoE+ based on IEEE 802.3at | No | No |
| | Auto disable after exceeding power budget | No | No |
| | Dynamic Power Allocation | No | No |
| | PoE Power Budget | No | No |
| Mechanical | Rack Space | 19" | 19" |
| | Dimension (W x D x H) cm | 44 x 31.5 x 4.4 | 44 x 31.5 x 4.4 |
| | Weight | 3.7 kg | 3.8 kg |
| Power Supply | 100-240 VAC, 50-60 Hz | Yes | Yes |
| | Max System Power Consumption (Watts) | 35 W | 42 W |
| Environmental | Operating Temperature | 0 ~ 45°C | 0 ~ 45°C |
| | Storage Temperature | -40 ~ 70°C | -40 ~ 70°C |
| | Operating Humidity (non-condensing) | 10% to 90% | 10% to 90% |
| | Storage Temperature (non-condensing) | 10% to 90% | 10% to 90% |
| | Environmental Regulation Compliance: WEEE | Yes | Yes |
| | Environmental Regulation Compliance: RoHS | Yes | Yes |
| Certification | FCC Class A | Yes | Yes |
| | CE | Yes | Yes |
| | Safety Compliance: CB | Yes | Yes |
| | Safety Compliance: UL | Yes | Yes |

Features

L2 Features

Auto-negotiation for port speed and duplex mode

Flow Control:

- IEEE 802.3x for full-duplex mode
- Back-pressure for half-duplex mode

Spanning Tree Protocol:

- IEEE 802.1D Spanning Tree Protocol (STP)
- IEEE 802.1w Rapid Spanning Tree Protocol (RSTP)
- IEEE 802.1s Multiple Spanning Tree Protocol (MSTP)
- BPDU Guard
- BPDU filtering
- Root Guard
- Loopback detection
- Spanning Tree Fast Forwarding
- Auto Edge-Port
- BPDU Forward

Storm Control (broadcast/multicast/unknown unicast)

VLANs:

- Supports 4K IEEE 802.1Q VLANs
- Port-based
- GVRP/GARP
- VLAN Translation
- IEEE 802.1v Protocol-based VLANs
- MAC-based VLANs
- IP subnet-based VLAN
- Private VLAN (Community)
- Traffic Segmentation (port isolated)
- Guest VLAN
- Voice VLAN
- VLAN trunking

Link Aggregation:

- Static trunk
- IEEE 802.3ad Link Aggregation Control Protocol
- Trunk groups: 16
- Trunk links: 2~8 ports for Gigabit Ethernet ports
2~4 ports for 10 Gigabit Ethernet ports
- Load Balance: SA+DA, SA, DA, SIP+DIP, SIP, DIP

IGMP Snooping:

- IGMP v1/v2/v3 snooping
- IGMP Filtering
- IGMP Throttling
- IGMP Immediate Leave
- IGMP Querier v1/v2
- IGMP SNP Proxy (v1/v2/v3)
- IGMP Authentication
- Source Filtering Mode Data Forwarding

Non-STP loopback Detection

L2 Protocol Tunneling (CDP,PVST,STP,LLDP)

MVR (Multicast VLAN Registration)

Supports Q-in-Q

Supports select Q-in-Q

UDLD

G.8032 v2 (ERPS)

Supports jumbo frames up to 10KB

Supports Digital Diagnostic Monitoring (DDM)

Packet filtering of L2 control CDP/PVST

Cable diagnostics

HW Stacking

QoS Features

Priority Queues: 8 hardware queues per port

Traffic classification

- IEEE 802.1p CoS
- DSCP

Traffic Scheduling

- Strict Priority
- Weighted Round Robin
- Strict + WRR traffic scheduling

PHB (Per Hop Behavior – internal priority)

Port-based default priority

Diffserv

Rate Limiting (ingress and egress, per port base)

- GE: Resolution 64 Kbps ~ 1000 Mbps

Security Features

Port security

IEEE 802.1X port-based and MAC-based authentication

IEEE 802.1X EAPOL frames pass-through

IEEE 802.1X supplicant support

Dynamic VLAN assignment

Dynamic QoS assignment

MAC authentication, Web authentication

Voice VLAN, Guest VLAN

Access Control List

- L2/L3/L4
 - L2 ACL filter SA/DA/VLAN
 - L3 IP SA/DA, subnet based
 - L4 TCP/UDP port
 - IPv6
- Time-based (time range)

DHCP Snooping

DHCP Snooping Option 82

IP Source Guard

Dynamic ARP Inspection

Instruction lock (link detection)

PPPoE Intermediate Agent

RADIUS authentication and accounting

TACACS + authentication, authorization, and accounting

Management Security

- HTTPS and SSL (secured Web)
- Denial of Service (DoS) protection
- SSH 1.5/V2.0 (secured telnet session)
- Management interface access filtering (SNMP, Web, Telnet)

OAM Features

IEEE 802.3ah link

IEEE 802.1ag Connectivity Fault Management (CFM)

ITU-T Y.1731 performance and throughput management

Features

Management

Switch Management:

- CLI via console port or Telnet
- Web management
- SNMP v1, v2c, v3

Firmware and Configuration:

- Firmware upgrade via TFTP server
- Supports dual image
- Supports auto configuration provision
- Supports auto firmware upgrade
- Multiple configuration files
- Software download/upgrade via TFTP or HTTP server
- Configuration file download/upgrade via TFTP or HTTP server

RMON (groups 1, 2, 3 and 9)

BOOTP, DHCP client for IP address assignment

SNTP, NTP

IP clustering

Port mirroring

VLAN mirror

sFlow

Event/error log/syslog, remote log, SMTP

MIB I/II

LLDP (802.1ab)

Auto traffic control

DHCP: Relay, dynamic provision (via Option 66,67), DHCPINFO,

SERVER

MAC-based mirror

ACL mirror

Remote port mirror (RSPAN)

DNS client, proxy

Link Layer Discovery Protocol (LLDP)

LLDP-MED (VoIP related)

L3 Features IPv4

Static unicast routes

Equal cost multipath routing (ECMP)

RIP v1/v2

OSPF

BGP4+

PIM-DM

IGMP v1/v2

IGMP v1/v2 proxy

IGMP v3

IGMP v3 proxy

PIM-SM

VRRP

Proxy ARP

UDP Helper

L3 Features IPv6

PIM-DM6

PIM-SM6

IPv6 static route

OSPFv3

MLD v1/v2

IPv6 Features

IPv4/IPv6 dual protocol stack

IPv6 address types (unicast/multicast only used internally)

ICMPv6 & ICMPv6 Redirect

IPv6 Path MTU Discovery

IPv6 Neighbor Discovery

- Duplicate address
- Static cache entry
- Address resolution
- Unreachable neighbor detection

Manual configuration

SNMP over IPv6

HTTP over IPv6

SSH over IPv6

Ping over IPv6

Traceroute over IPv6

IPv6 Telnet support

IPv6 DNS resolver

IPv6 Syslog

IPv6 SNMP

IPv6 sFlow

IPv6 TFTP (CLI not support)

Remote IPv6 Ping

DHCPv6 Snooping

MVRv6

IPv6 DiffServ

IPv6 ACL support

IPv6 Source Guard

RA Guard

IPv6 ND Snooping

MLD Snooping v1/v2

IEEE Standard

IEEE 802.1p priority tags

IEEE 802.1X port authentication

IEEE 802.3x Ethernet frame start and stop requests and timers

used for flow control on full-duplex links

IEEE 802.3u CSMA/CD access method and physical layer

specifications for 100BASE-TX Fast Ethernet

IEEE 802.3z CSMA/CD access method and physical layer

specifications for 1000BASE Gigabit Ethernet

IEEE 802.1q Virtual LAN

IEEE 802.1d Spanning Tree Protocol

IEEE 802.3ad Link Aggregation Control Protocol

IEEE 802.1s Rapid Spanning Tree Protocol

IEEE 802.1w Multiple Spanning Tree Protocol

Regulatory

EMI

CE Mark (EN55022 Class A)

FCC Part 15 Class A

EN 61000-3-2/3

VCCI Class A

Immunity

EN 61000-4-2/3/4/5/6/8/11

Safety

UL 60950-1 & CSA 60950-1

IEC 60950-1 & EN 60950-1

UL/CUL

Country of Origin: Taiwan (TAA Compliant)

Features

Warranty

Please check www.edge-core.com for the warranty terms in your country.

For More Information

To find out more about Edgecore Networks Corporation products and solutions, visit www.edge-core.com.

About Edgecore Networks Corporation

Edgecore Networks Corporation is in the business of providing innovative network solutions. In the service provider network, in the data center or in the cloud, Edgecore Networks Corporation delivers the software and systems that transform the way the world connects. Edgecore Networks Corporation serves customers and partners worldwide. Additional information can be found at www.edge-core.com.

Edgecore Networks Corporation is a subsidiary of Accton Technology Corporation, the leading network ODM company. The Edgecore Data Center switches are developed and manufactured by Accton.

To purchase Edgecore Networks solutions, please contact your Edgecore Networks Corporation representatives at +886 3 563 8888 (HQ) or +1 (949)-336-6801 or authorized resellers.

© Copyright 2017 Edgecore Networks Corporation. The information contained herein is subject to change without notice. This document is for informational purposes only and does not set forth any warranty, expressed or implied, concerning any equipment, equipment feature, or service offered by Edgecore Networks Corporation. Edgecore Networks Corporation shall not be liable for technical or editorial errors or omissions contained herein.

Ordering Information

| Optional Accessories | Product Description |
|----------------------------------|---|
| ET4201-SX | 1Gbps, Small Form Factor Pluggable (Distance: 500 m; Wavelength: 850 nm) |
| ET4201-LX | 1Gbps, Small Form Factor Pluggable (Distance: 10 km; Wavelength: 1310 nm) |
| ET4201-LHX | 1Gbps, Small Form Factor Pluggable (Distance: 40 km; Wavelength: 1310 nm) |
| ET4201-ZX | 1Gbps, Small Form Factor Pluggable (Distance: 80 km; Wavelength: 1550 nm) |
| ET4202-SX | 1Gbps, Small Form Factor Pluggable (Distance: 550 m; Wavelength: 850 nm, DDM) |
| ET4202-LX | 1Gbps, Small Form Factor Pluggable (Distance: 10 km; Wavelength: 1310 nm, DDM) |
| ET5402-SR | 10Gbps, Small Form Factor Pluggable (Distance: 300 m; Wavelength: 850 nm) |
| ET5402-LR | 10Gbps, Small Form Factor Pluggable (Distance: 10 km; Wavelength: 1310 nm) |
| ET5402-ER | 10Gbps, Small Form Factor Pluggable (Distance: 40 km; Wavelength: 1550 nm) |
| EM4510-10GSFP+ | 10G SFP+ Dual port module |
| ECView Pro | Network Management Software |
| Redundant Power Supply (RPS900W) | Redundant Power Supply, 1 connected switch with Output: -53.5 V/14.3 A + 11.3 V/ 10 A |